



# CookBook

Akeneo PIM extension

**HOW TO BUILD A GOOD add-on**

# How to build a good add-on

1- What is Akeneo's PIM data structure?

2- What is Akeneo's PIM technical architecture and best practices?

3- How to customize any frontend part of Akeneo's PIM?

4- How to manipulate Akeneo's PIM data?

5- Can I build my own Import/Export Job?



# THE PIM IS THE CRM OF THE PRODUCT

1 | COLLECT DATA FROM ANY SOURCE!

2 | ENRICH AND CONTROL THE QUALITY OF YOUR PRODUCT INFORMATION

3 | SPREAD IT TO MULTIPLE CHANNELS



CENTRALIZE & STANDARDIZE

- ENRICH
- RESEARCH
- TRANSLATE
- ORGANIZE

# Understand Akeneo's PIM data : overview

## PIM Structure

Locales

Currencies

Measure families

Channels

## Organisation

Catégories

## Catalog structure

Families

Family variant

Attributes

Attributes options

Attributes groups

Product model

Products

## Product status

Product draft \*

Published Products \*

## Marketing enrichment

Association types

Media files

Asset \*

Asset tags \*

Asset categories \*



## Attributes

An attribute is a product's characteristic. Each product is composed of different attributes.

[Know more](#)

An attribute can have several specific properties: it can be **localizable**, locale specific and/or **scopable**.

An attribute is **scopable** if its values differ for each **channel**.

## Attributes options

In the PIM you can define values for simple and multi select attribute types. Options can be added, modified, sorted, or deleted.

[Know more](#)

## Attributes groups

Attribute groups are used to:

→ Gather attributes together to give more visibility when users fill in values

→ Organize the work of the different contributors on products in the Enterprise Edition

[Know more](#)

## Families

A family is a set of attributes that is shared by products belonging to the same family. In other words, a family can be considered to be similar to a product template.

[Know more](#)

When a product is added to a family, it automatically inherits all attributes defined at the family level. A product can belong to only one family (but a product can be without family, in this case, it has no default attributes).

Finally, the family manages the product's completeness.

## Family variant

Products with variants are products that have similarities, they are based on the same model, but differ in some aspects from one another.

[Know more](#)

Ex: T-shirts available in different colors and sizes

## Catégories

In Akeneo PIM, a category is used to classify products or assets (EE only). A category is always part of a main category tree (or classification tree).

[Know more](#)

You can have one or more category trees in Akeneo with an unlimited number of levels (categories, subcategories, sub-subcategories...).

One specific catalog can be defined for **each channel**

The same tree can be attached to different **channels**

A product can be attached to **1 or n categories**

# CATEGORIES VS FAMILIES



*Tree/categories* =  
Classification of products  
1 product = n categories

*Family* =  
Set of attributes to enrich  
a product  
1 product = 1 Family

The screenshot displays the Akeneo user interface. On the left is a sidebar with navigation icons for Activity, Products, Assets, Imports, Settings, System, and Reference data. The main content area is divided into two sections:

- PRODUCT TREES:** A tree view showing a hierarchy of categories. The root is 'Master (692)', which branches into 'Clothing (5)', 'Accessories (4)', 'Bags (1)', 'Men (0)', 'Women (0)', 'Baby & children (11)', 'Home (96)', 'Health & beauty (87)', 'Computers & electronics (4...)', and 'Unclassified products'. The 'Accessories' folder is expanded, showing sub-categories: Belts (1), Sunglasses (1), Hats (1), and Scarves (1). A red box highlights this tree structure.
- PRODUCT FAMILIES:** A table listing product families. A red box highlights the 'Family' column. The table includes columns for Label, Family, Status, Complete, and Created at. The data rows are as follows:

Label	Family	Status	Complete	Created at
belt	Accessories	ENABLED	100%	10/31/2017
bag	Accessories	ENABLED	100%	10/31/2017
sunglasses	Accessories	ENABLED	100%	10/31/2017
hat	Accessories	ENABLED	100%	10/31/2017
scarf	Accessories	ENABLED	100%	10/31/2017
12212564	Washing machines	ENABLED	75%	10/31/2017
14782726	Washing machines	ENABLED	75%	10/31/2017

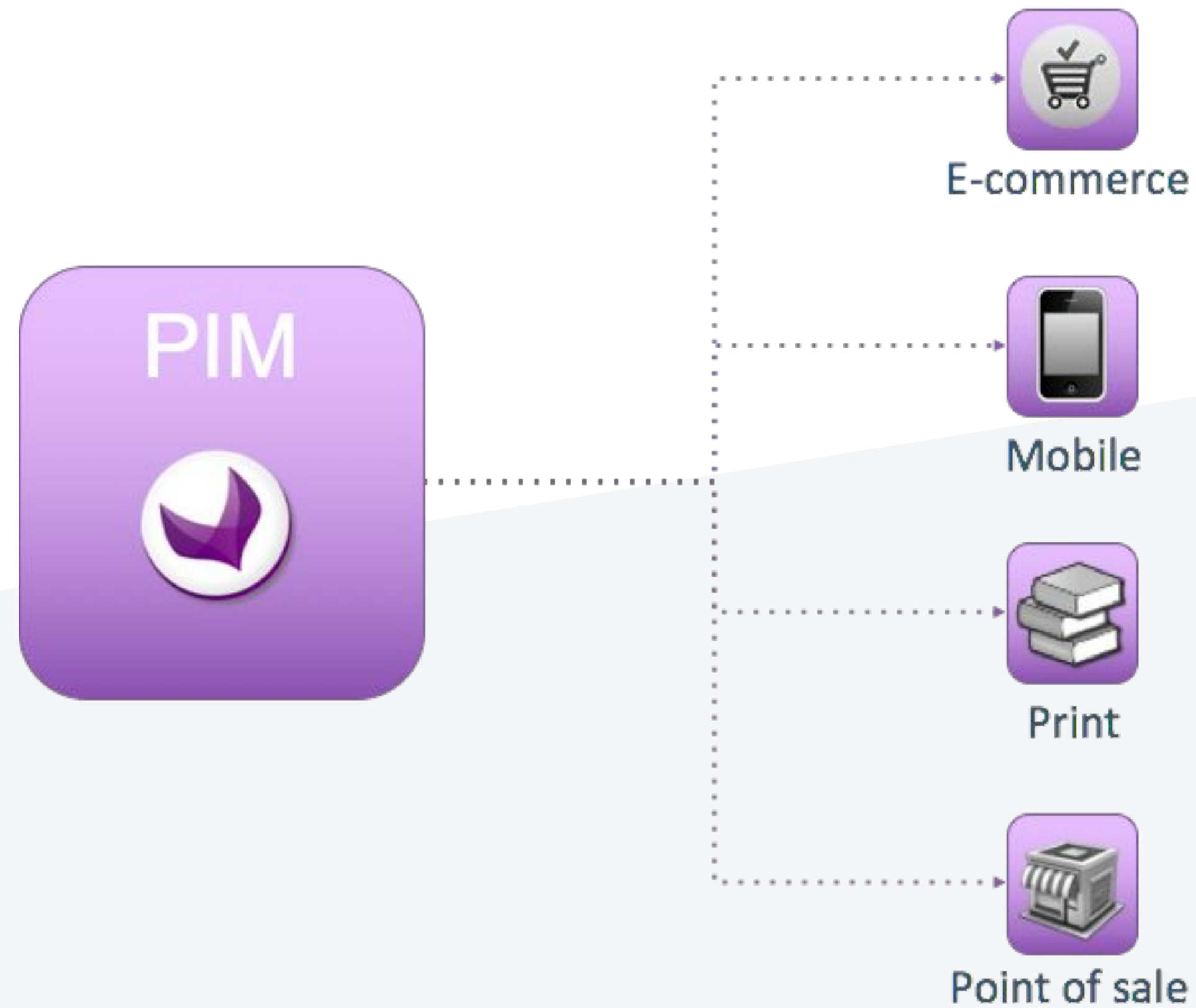


## Channels

A channel in Akeneo defines a selection of products and information to export. A channel can be a website, a print catalog, a mobile application...

[Know more](#)

A channel is defined by a category tree, specific locales and currencies



## Association types

A product may be associated with none or several other products or product groups.

[Know more](#)

This type of link also called a relationship has a direction: e.g. Product "A" --> Product "B" and Product "A" --> Product Group "G".

The Product "B" and the product group "G" have no link or associations with the product "A".

## Locales

A locale in Akeneo is a combination of a language (English, German, French...) and a country (United States, United Kingdom, France...). For instance, US english is en\_US, UK english is en\_UK

[Know more](#)

## Currencies

You have 294 currencies available in Akeneo. Currencies are used to set values for the Price attribute type. Currencies are not related to locales.

[Know more](#)

## Measure families

Family units of measurement to be used for the attribute (weight, dimensions, area, etc.)

[Know more](#)

## Media files

Media file attribute type: a **single** file (pdf file for instance) or an image.

[Know more](#)

## Asset \*

Asset attribut type : **multiple** digital resources like a video, picture, pdf file... (Enterprise Edition only)

[Know more](#)

## Asset tags \*

An asset tags will help you work with your assets

[Know more](#)

## Asset categories \*

An asset can be classified in one or more categories, but can also be left out of any categories in the PIM. The asset can either be classified in several categories of the very same tree or in different ones.

[Know more](#)



## Product draft \*

A **product** form will have the In progress status after you propose new values for the product information, it also means it has not been yet sent for approval to product managers.

[Know more](#)

You can continue to enrich your current draft by changing the product attributes values. Each time you will hit the Save button, a new draft will be generated.

## Product model

A **product model** is used to manage products with **variants**, it gathers variant products and eases the enrichment of their common properties.

[Know more](#)

## Published Products \*

In the PIM, you can manage two different versions of a very same product, one **published** version you can use for export to your channels and another version to prepare for instance the next collection or season of products.

[Know more](#)

This is handle by what we call the **Publication** feature.

# Understand Akeneo's PIM data



If you need to learn more about PIM concepts, do not hesitate to use our website:

<https://help.akeneo.com>

# How to build a good add-on

- 1- What is Akeneo's PIM data structure?
- 2- What is Akeneo's PIM technical architecture and best practices?
- 3- How to customize any frontend part of Akeneo's PIM?
- 4- How to manipulate Akeneo's PIM data?
- 5- Can I build my own Import/Export Job?



# Technical architecture and best practices



Follow this documentation to know how to create your first project and especially to know well the good practices allowing you to create a Bundle reusable for your extension :

[https://docs.akeneo.com/latest/technical\\_architecture/best\\_practices/index.html](https://docs.akeneo.com/latest/technical_architecture/best_practices/index.html)



# How to build a good add-on

- 1- What is Akeneo's PIM data structure?
- 2- What is Akeneo's PIM technical architecture and best practices?
- 3- How to customize any frontend part of Akeneo's PIM?**
- 4- How to manipulate Akeneo's PIM data?
- 5- Can I build my own Import/Export Job?



# Customize the interface



Need to add a **new page**, a **tab** or a **button** to the Akeneo PIM interface to increase its features?

Follow this documentation to know how to do this:


[https://docs.akeneo.com/latest/design\\_pim/overview.html](https://docs.akeneo.com/latest/design_pim/overview.html)

# How to build a good add-on

- 1- What is Akeneo's PIM data structure?
- 2- What is Akeneo's PIM technical architecture and best practices?
- 3- How to customize any frontend part of Akeneo's PIM?
- 4- How to manipulate Akeneo's PIM data?
- 5- Can I build my own Import/Export Job?



# Manipulate PIM's data



Need to add or delete products or complete product information?

Follow this documentation to know how to do this:

[https://docs.akeneo.com/latest/manipulate\\_pim\\_data/product/index.html](https://docs.akeneo.com/latest/manipulate_pim_data/product/index.html)

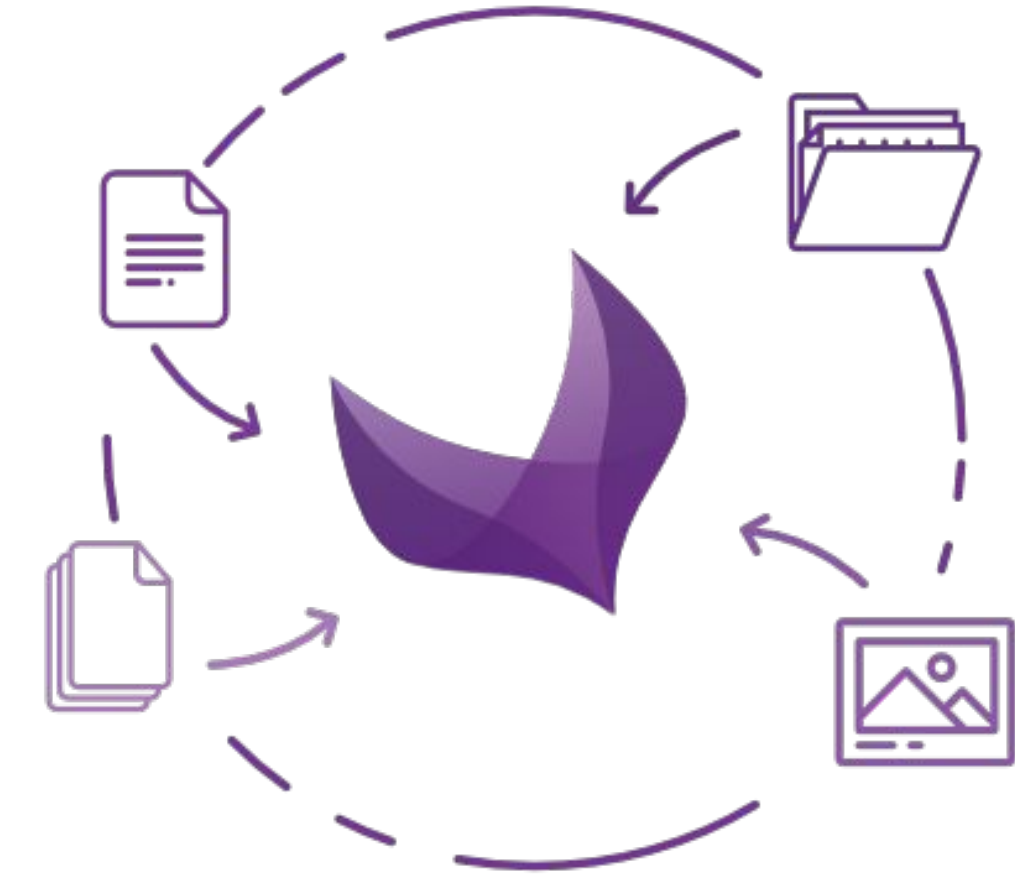


# How to build a good add-on

- 1- What is Akeneo's PIM data structure?
- 2- What is Akeneo's PIM technical architecture and best practices?
- 3- How to customize any frontend part of Akeneo's PIM?
- 4- How to manipulate Akeneo's PIM data?
- 5- Can I build my own Import/Export Job?



# Import/Export data



Need to import/export products?

Follow this documentation to know how to do this:

<https://docs.akeneo.com/latest/import-and-export-data/product-import.html>



# akeneo

Michaël D'AURIA

Marketplace manager

[michael.dauria@akeneo.com](mailto:michael.dauria@akeneo.com)